
















# INTRODUCING OUR NEW SCHOOL TOOL ...



We're excited to announce our new school management system – **RenWeb School Management Software**. We're in the process of setting up RenWeb's **ParentsWeb** – a private and secure parents' portal that will allow parents to see academic information specific to their children, while protecting their children's information from others.

All you need is an Internet-capable computer to view information such as:

-  Attendance
-  Daily Grades
-  Progress Reports
-  Report Cards
-  Lesson Plans
-  Discipline
-  Homework
-  Missing Assignments
-  School Calendar
-  School Announcements
-  Staff and School Directory
-  Teacher Email Addresses
-  Teacher Websites
-  Customized Web Surveys and Tests
-  Other Useful School Information

RenWeb offers two versions of ParentsWeb depending on your Internet access: a low-speed version for dial-up users, and **ParentsWeb 2.0** for users with high-speed Internet access.

We look forward to your participation. Together we can improve our children's academic development and the communication between our school and your home.




# ParentsWeb Login Instructions

Our new **RenWeb School Management Software** gives you, the busy parent, an opportunity to get more involved in your child's academic progress and future success – all via the Internet!

**RenWeb's ParentsWeb** is a private and secure parents' portal that will allow parents to view academic information specific to their children, while protecting their children's information from others. You can see your child's grades, attendance, homework and conduct, as well as other useful school information. You can also communicate with teachers and other school staff online whenever necessary. All you need is an Internet-capable computer.

Here's how to access our easy-to-use **RenWeb ParentsWeb**:

- Go to Internet Explorer (or other browser) and enter the address [www.ccalions.org](http://www.ccalions.org).
- Click on the RenWeb icon (lower right side). 
- You will be redirected to the ParentsWeb Login screen.
- Log in as follows:
  1. Click the **First Time Users** tab if you have not logged in to RenWeb before. If you have, skip to Step 5.
  2. Enter your email address that you provided to the school.
  3. Click the **New User** button. You will receive an email containing your password within 3 minutes (to the email address you entered, which must be the same email address that you provided to the school).
  4. Click the **Parents** tab.
  5. Enter your email address and the password assigned.
  6. Click the **Parent Login** button.

You should now be logged in to the School Information home page of ParentsWeb. To learn more about ParentsWeb, click the **Tour the New ParentsWeb** button to take a 6-minute video tour.

**Note:** If you are on a dial-up connection and experience long delays in loading the web pages, please select the **Dial-up** option on the Parents login page before clicking the **Parent Login** button. This will take you to a dial-up version of ParentsWeb that contains the same information but in a dial-up-friendly environment that requires fewer graphics.

Please call us if you have any problems or questions. Thank you for your patience with us as we are all still learning about the new system and how it works.

Molly Swank, CCA Technology Coordinator  
School: 688-1161 Email: [mswank@ccalions.org](mailto:mswank@ccalions.org)

